

TECHNISCHE GIDS
GUIDE TECHNIQUE
HOUT - BOIS



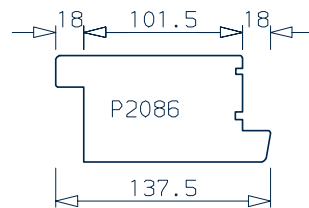
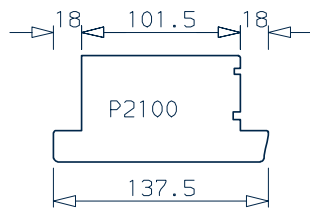
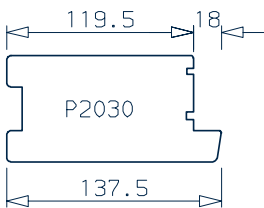
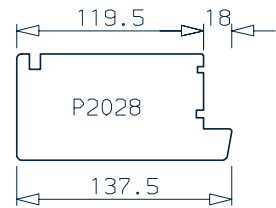
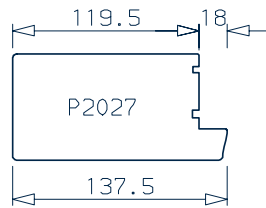
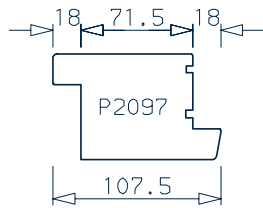
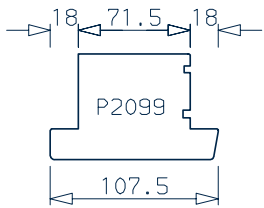
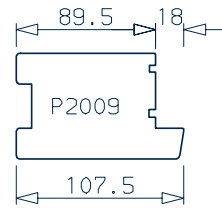
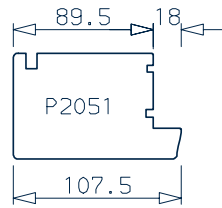
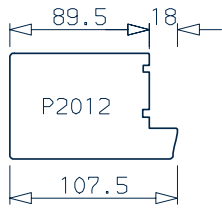
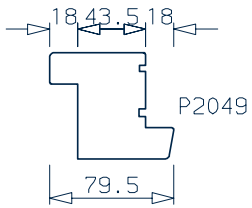
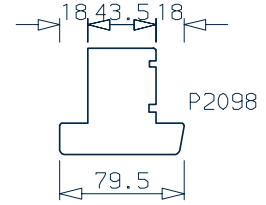
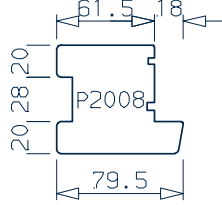
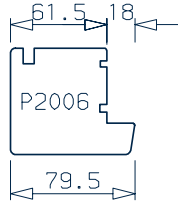
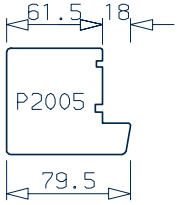
Index

Blz. 2	Index
Page 2	Index
Blz. 3	Overzicht standaardkleuren
Page 3	Ensemble des couleurs standard
Blz. 4	Kaders voor vaste ramen zonder afwateringsleuf
Page 4	Dormants de fenêtres fixes sans rainure de drainage
Blz. 5	Kaders voor opendraaiende ramen zonder afwateringsleuf
Page 5	Dormants de fenêtres ouvrantes sans rainure de drainage
Blz. 6	Kaders voor vaste ramen met afwateringsleuf
Page 6	Dormants de fenêtres fixes avec rainure de drainage
Blz. 7	Kaders voor opendraaiende ramen met afwateringsleuf
Page 7	Dormants de fenêtres ouvrantes avec rainure de drainage
Blz. 8	Kaders voor vaste ramen met neus
Page 8	Dormants de fenêtres fixes avec nez rejet d'eau
Blz. 9	Kaders voor opendraaiende ramen met neus
Page 9	Dormants de fenêtres ouvrantes avec nez rejet d'eau
Blz. 10+11	Sluitzijde deur
Page 10+11	Côté de fermeture porte
Blz. 12	T-profielen voor vaste ramen ■ T-profielen voor opendraaiende ramen
Page 12	Profilés T pour fenêtres fixes ■ Profilés T pour fenêtres ouvrantes
Blz. 13	Stapel-, koppel- en verbredingsprofielen
Page 13	Profilés à superposer, profilés d'assemblage et profilés d'élargissement
Blz. 14+15	Vleugelprofielen
Page 14+15	Profilés de vantaux
Blz. 16	Vleugelprofielen
Page 16	Profilés de vantaux
Blz. 17	Lijstdeuren
Page 17	Moulures de portes
Blz. 18	Hefschuifdeuren
Page 18	Levants-coulissants
Blz. 19	Guillotineraam ■ Blokraam ■ Rolluik ■ Dorpels hout
Page 19	Fenêtres guillottes ■ Fenêtres blocs ■ Volet roulant ■ Seuils en bois
Blz. 20	Sierluiken - afkastingen ■ Planchetten-panelen-plinten ■ Dichtingen
Page 20	Volets battants - ébrasements ■ Planchettes-panneaux-plinthe ■ Joints
Blz. 21	Glaslatten-kruiskozijnen ■ Druplijsten-slaglatten
Page 21	Parcloses-croisillons ■ Moulures rejets d'eau-parcloses
Blz. 22	Renaissanceraam
Page 22	Fenêtres Renaissance
Blz. 23	Alu hulprofielen en toebehoren
Page 23	Profilés accessoires en aluminium et autres

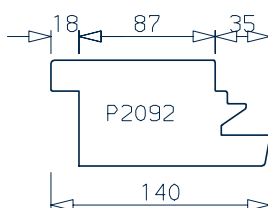
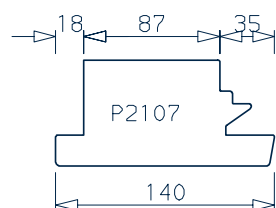
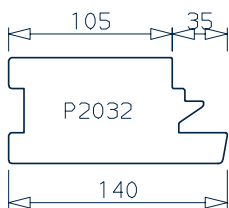
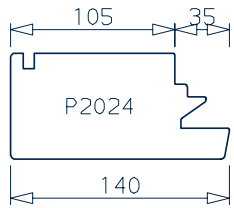
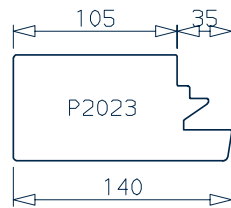
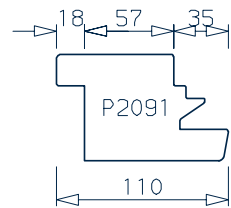
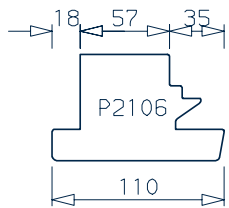
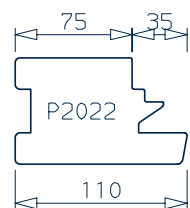
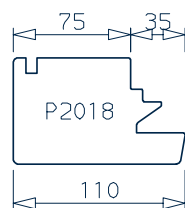
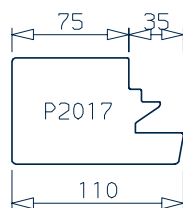
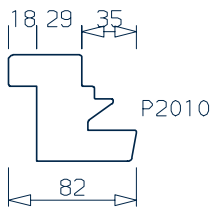
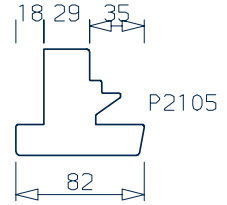
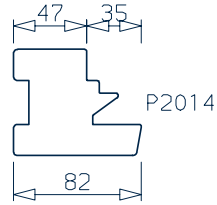
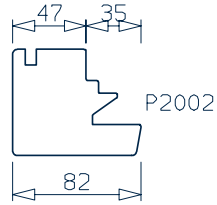
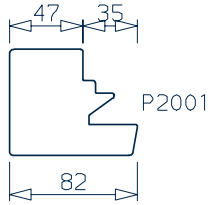
Overzicht standaardkleuren
Ensemble des couleurs standard

OMSCHRIJVING: DESCRIPTION:	HOUT natlak: BOIS peinture liquide:	HOUT drenk: BOIS trempage:	RAL* ±
WIT BLANC	N 910	D910	9010
DENNENGROEN VERT SAPIN	N 609	-----	6009
LICHT GRIJS GRIS CLAIR	N 701	-----	7001
STAALBLAUW BLEU ACIER	N 511	-----	5011
ANTRACIET GRIJS GRIS ANTHRACITE	N 716	-----	7016
WIJNROOD ROUGE BORDEAUX	N 305	-----	3005
CREME CREME	N 901	-----	9001
LICHT IVOOR IVOIRE CLAIR	N 115	-----	1015
DONKER BRUIN BRUN FONCE	N 899	-----	-----
BLAUWGRIJS GRIS BLEU	N 731	-----	7031
ZWARTGRIJS GRIS NOIR	N 721	-----	7021
BETONGRIJS GRIS BÉTON	N 723	-----	7023
KWARTSGRIJS GRIS QUARTZ	N 739	-----	7039
GRIJSBEIGE GRIS BEIGE	N 119	-----	1019
KIEZELGRIJS GRIS GRAVIER	N 732	-----	7032
STOFGRIJS GRIS POUSSIÈRE	N 737	-----	7037
STAALBRONS BRONZE ACIER	N 890	-----	-----
AGAATBLAUW BLEU AGATE	N 508	-----	5008
ZWARTGROEN NOIR VERT	N 612	-----	6012
KIEFER KIEFER	-----	D 894	-----
TEAK TEAK	-----	D 893	-----
EIK CHÊNE	N 898	-----	-----
AFRORMOSIA AFRORMOSIA	N 897	-----	-----
EIK RUSTICAL CHÊNE RUSTIQUE	N 896	-----	-----
NOTEN NOYER	N 811	D 811	-----

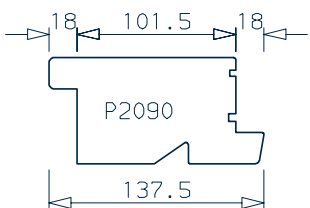
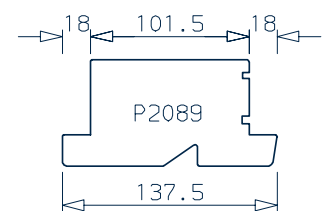
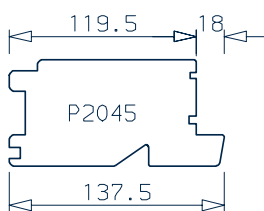
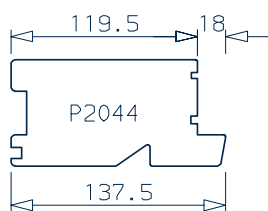
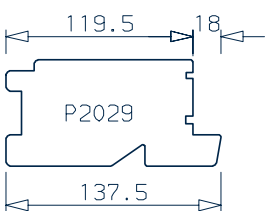
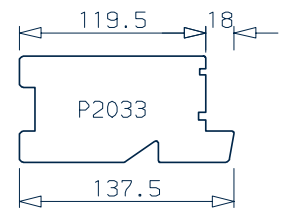
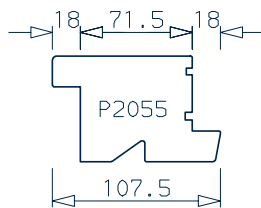
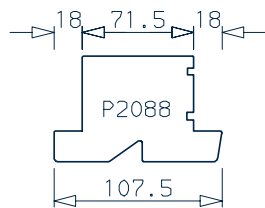
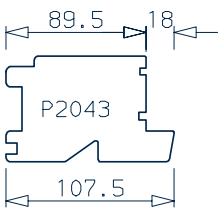
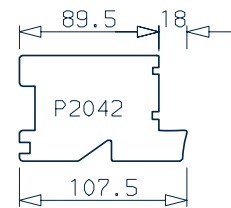
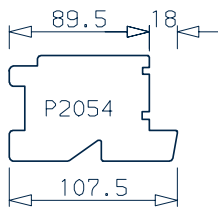
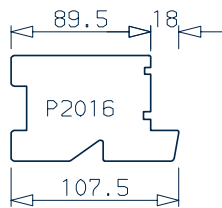
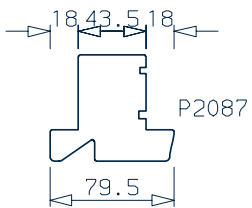
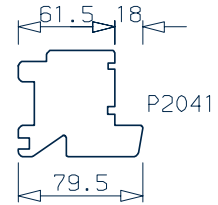
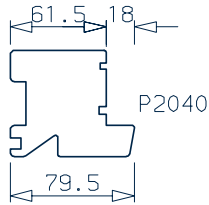
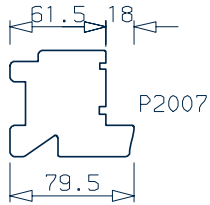
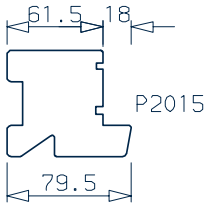
Kaders voor vaste ramen zonder afwateringsleuf
Dormants de fenêtres fixes sans rainure de drainage



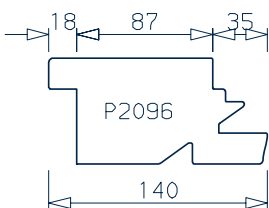
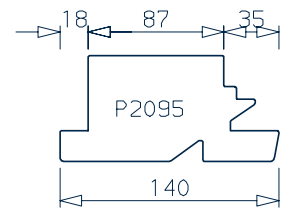
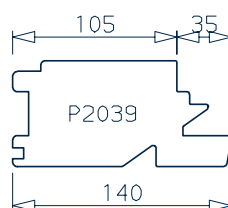
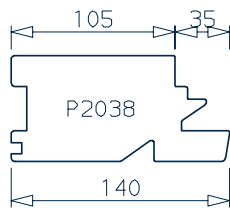
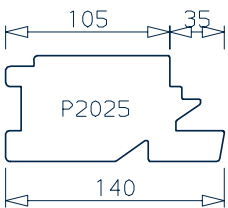
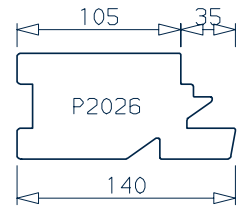
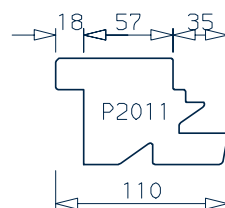
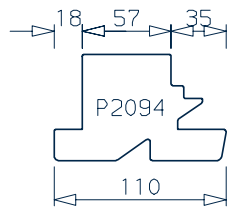
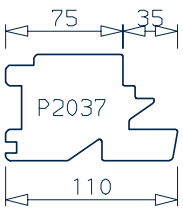
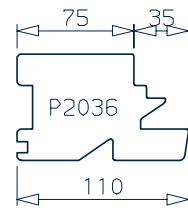
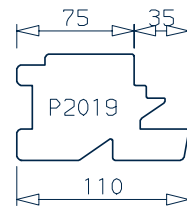
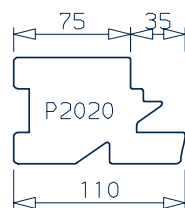
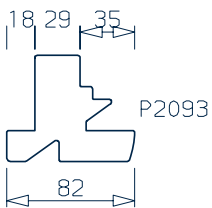
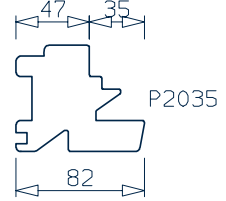
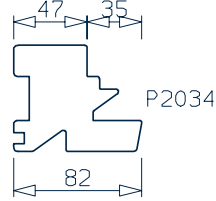
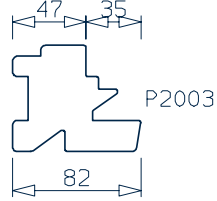
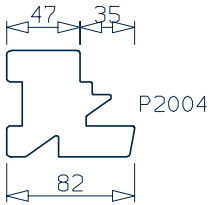
Kaders voor opendraaiende ramen zonder afwateringsleuf
Dormants de fenêtres ouvrantes sans rainure de drainage



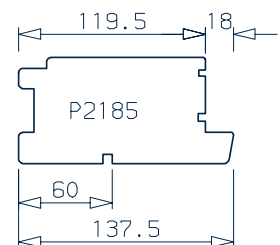
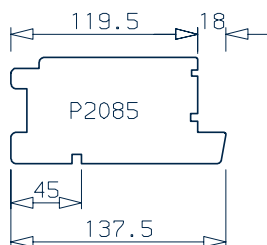
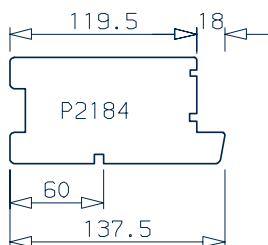
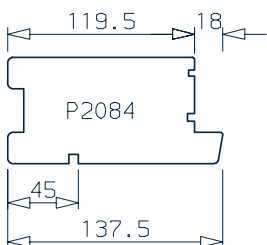
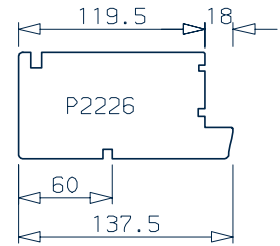
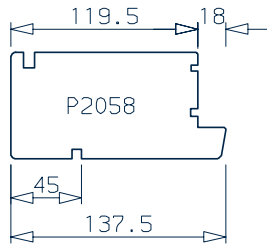
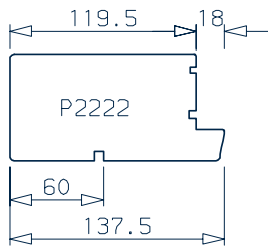
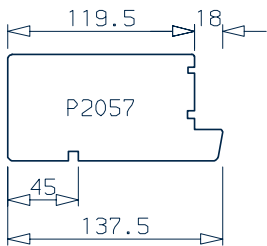
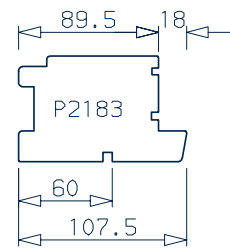
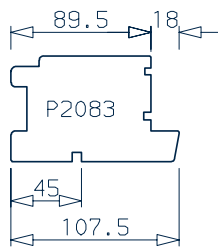
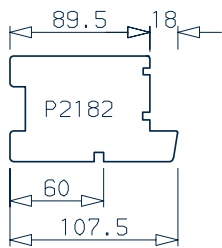
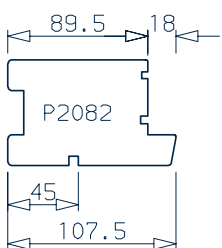
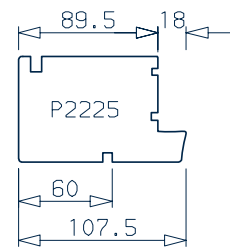
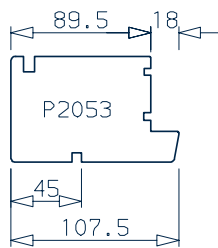
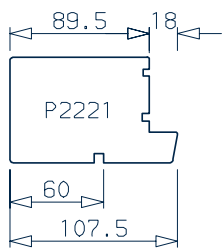
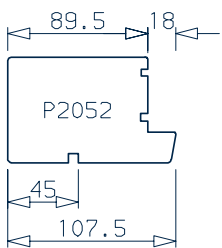
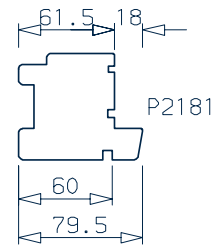
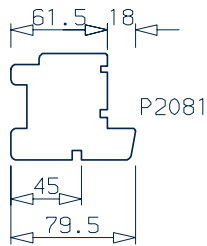
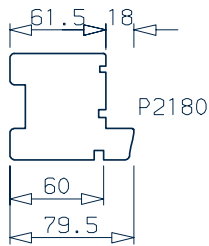
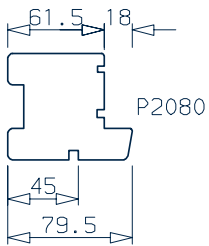
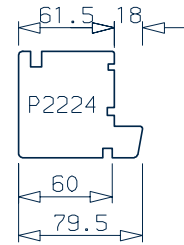
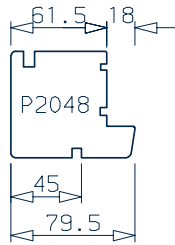
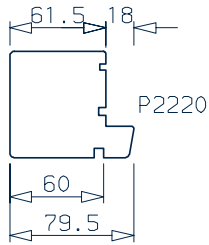
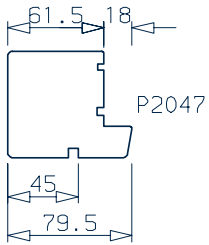
Kaders voor vaste ramen met afwateringsleuf
Dormants de fenêtres fixes avec rainure de drainage



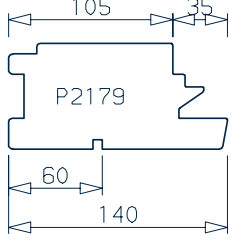
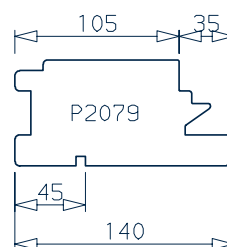
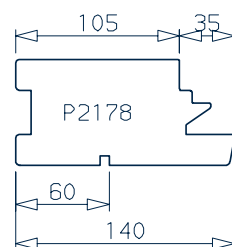
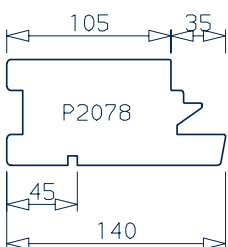
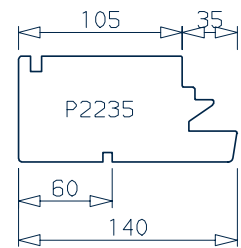
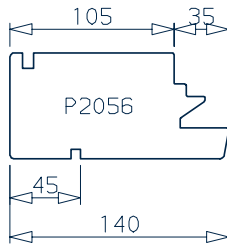
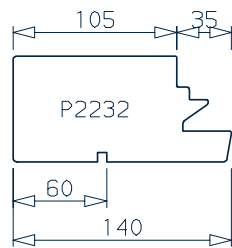
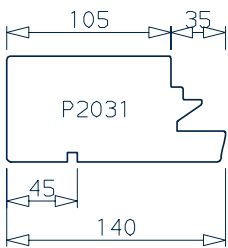
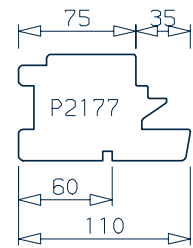
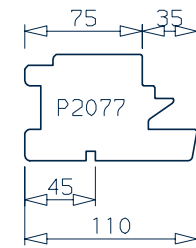
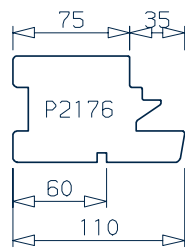
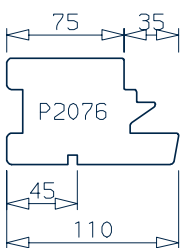
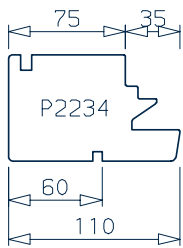
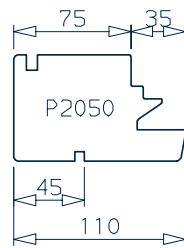
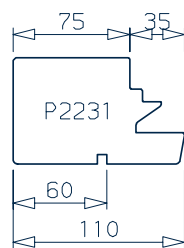
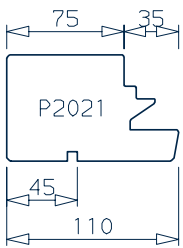
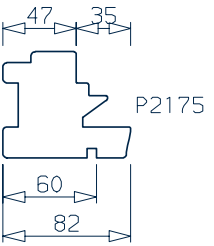
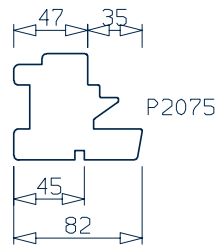
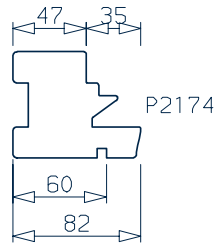
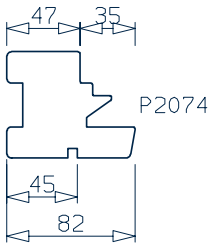
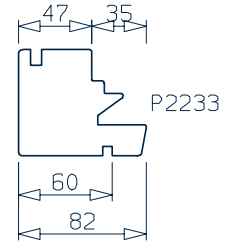
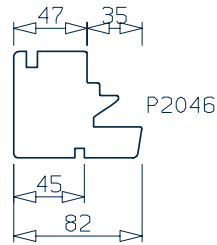
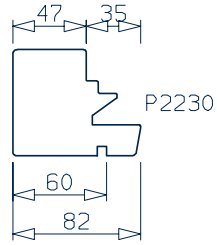
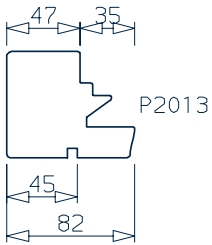
Kaders voor opendraaiende ramen met afwateringsleuf
Dormants de fenêtres ouvrantes avec rainure de drainage



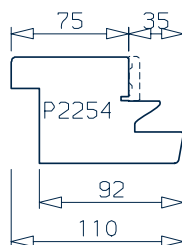
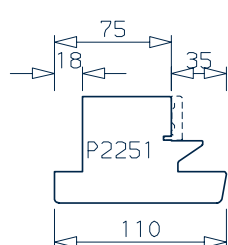
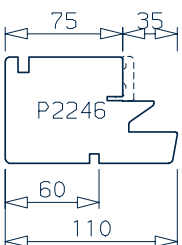
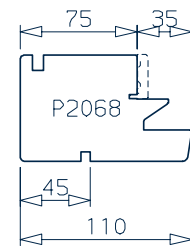
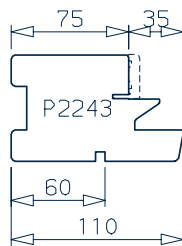
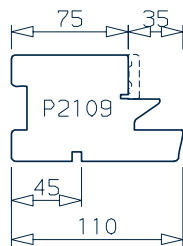
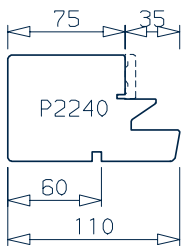
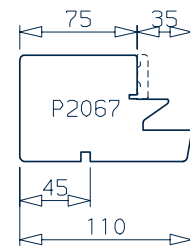
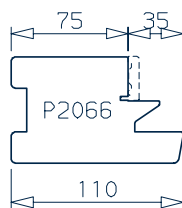
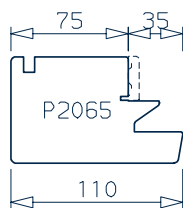
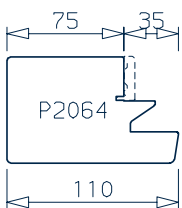
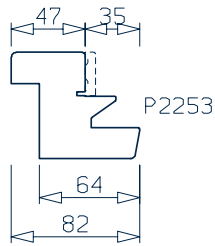
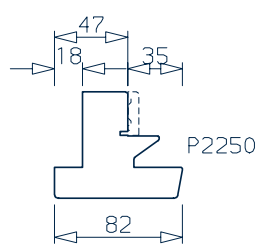
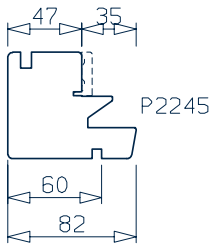
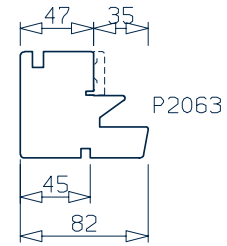
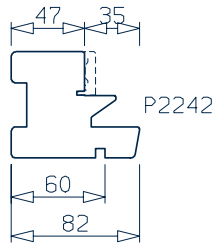
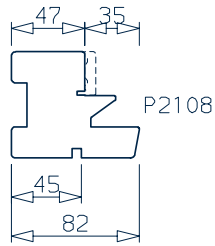
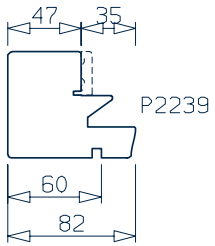
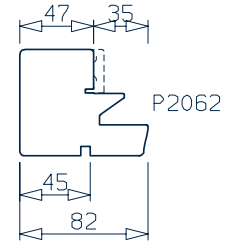
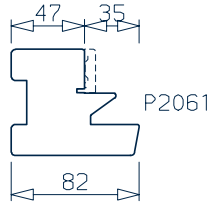
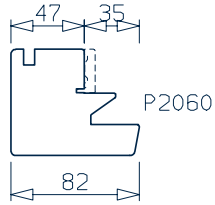
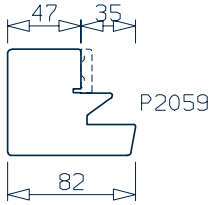
Kaders voor vaste ramen met neus
Dormants de fenêtres fixes avec nez rejet d'eau



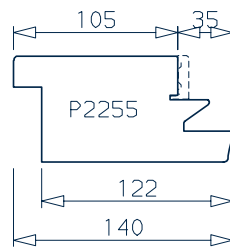
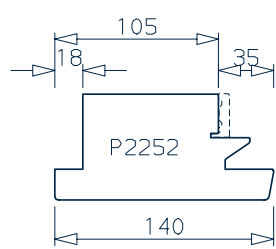
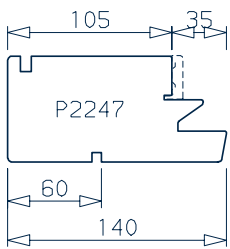
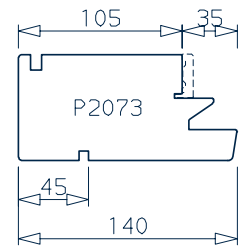
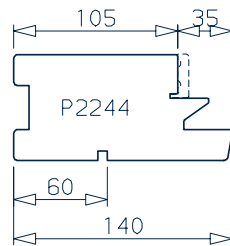
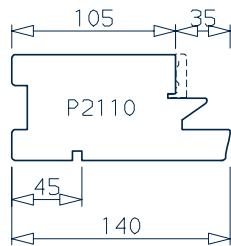
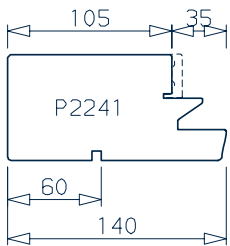
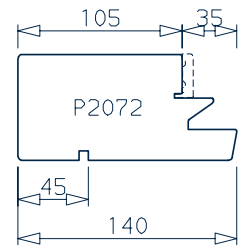
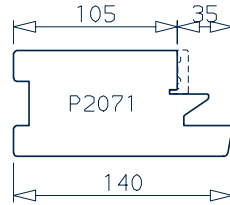
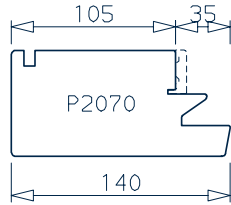
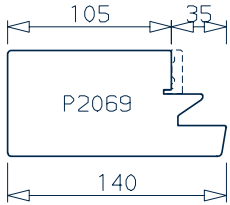
Kaders voor opendraaiende ramen met neus
Dormants de fenêtres ouvrantes avec nez rejet d'eau



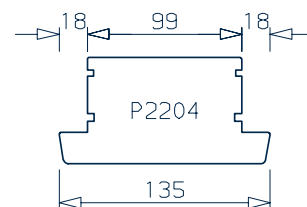
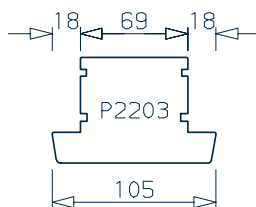
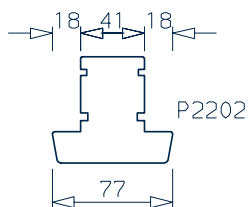
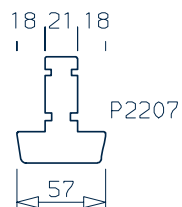
Sluitzijde deur
Côté de fermeture porte



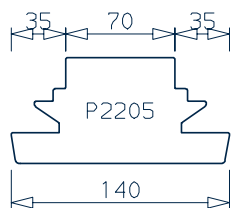
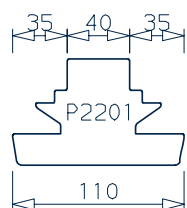
Sluitzijde deur
Côté de fermeture porte



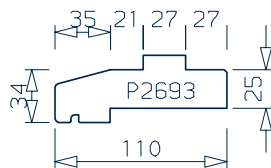
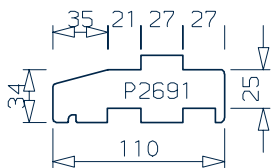
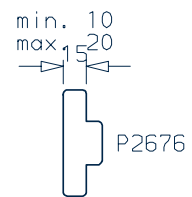
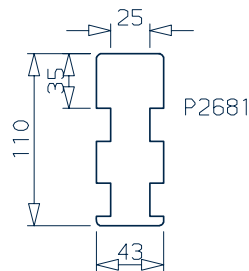
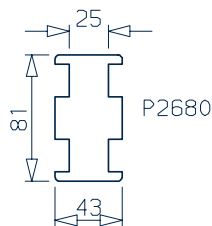
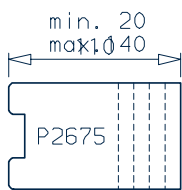
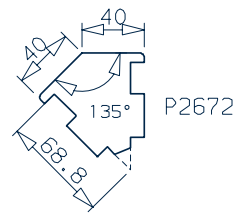
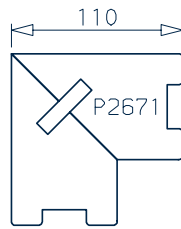
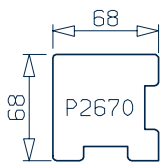
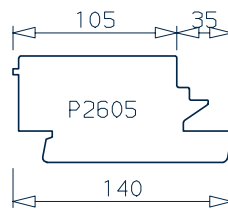
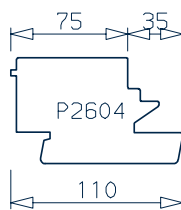
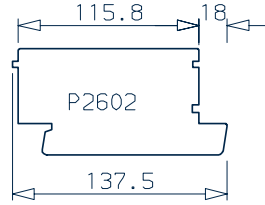
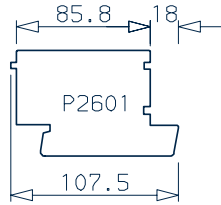
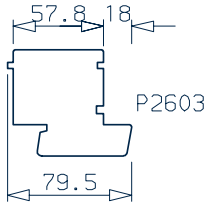
T-profielen voor vaste ramen
Profils T pour fenêtres fixes



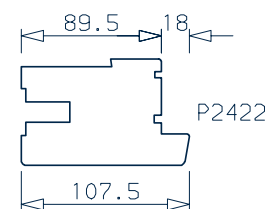
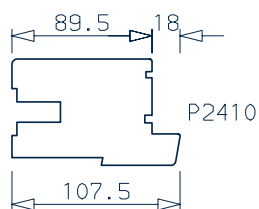
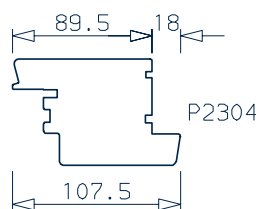
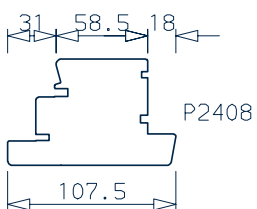
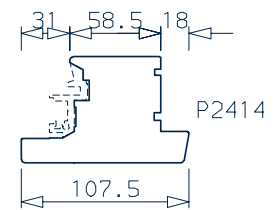
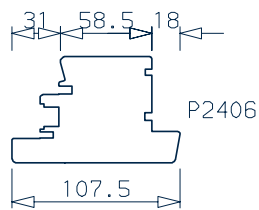
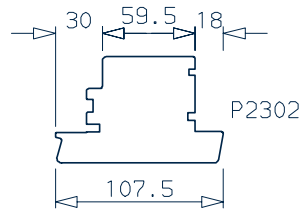
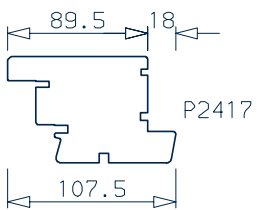
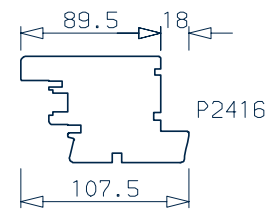
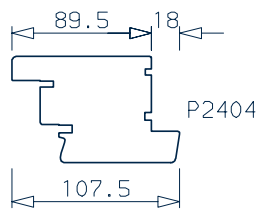
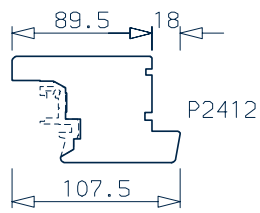
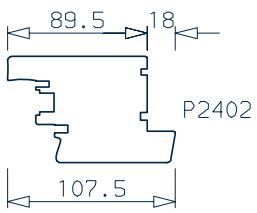
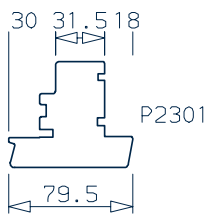
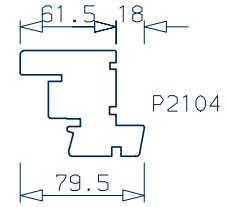
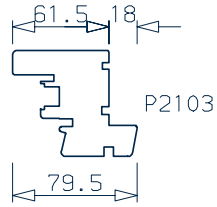
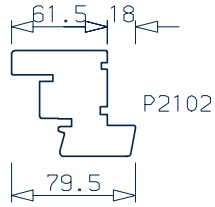
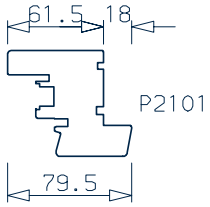
T-profielen voor opendraaiende ramen
Profils T pour fenêtres ouvrantes



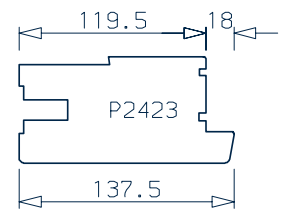
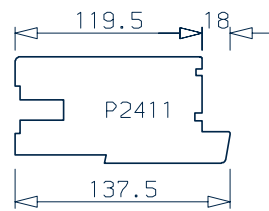
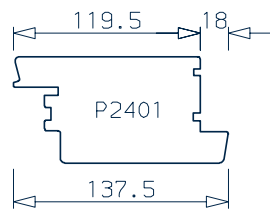
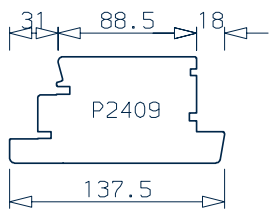
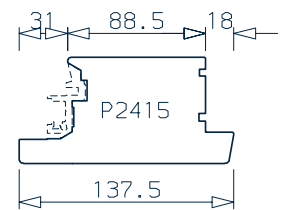
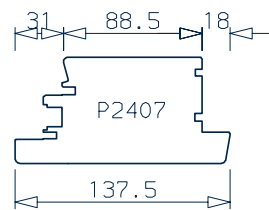
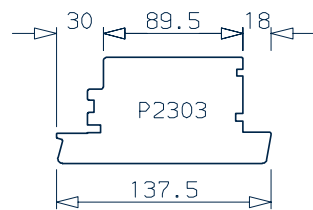
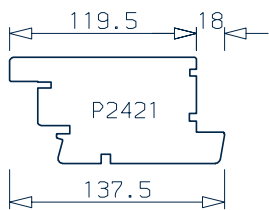
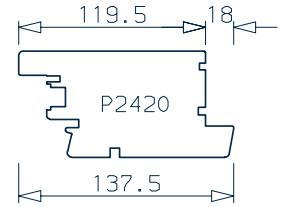
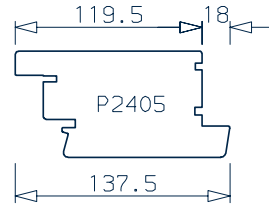
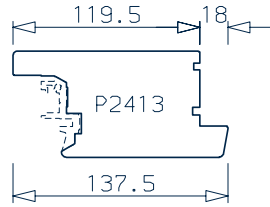
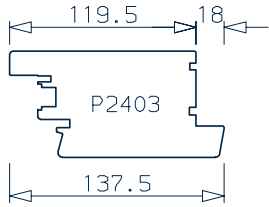
Stapel-, koppel- en verbredingsprofielen
Profilés à superposer, profilés d'assemblage et profilés d'élargissement



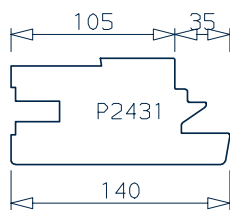
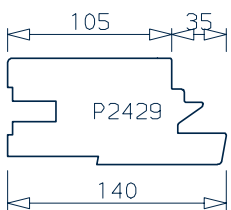
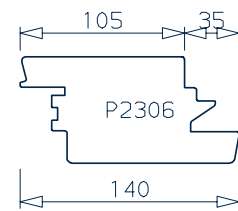
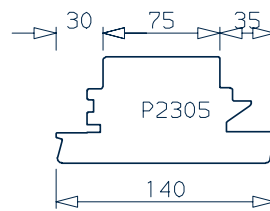
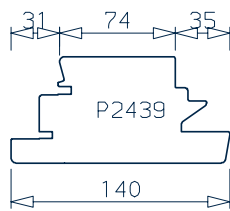
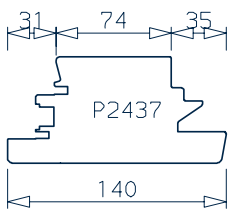
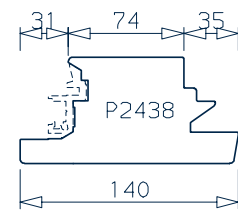
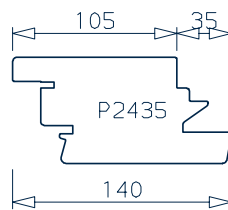
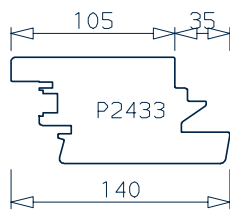
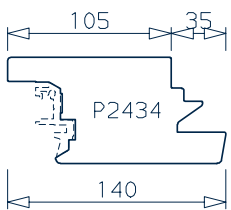
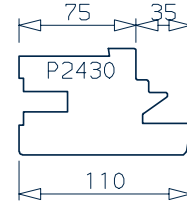
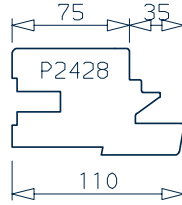
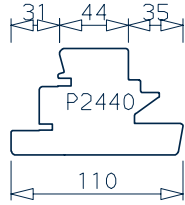
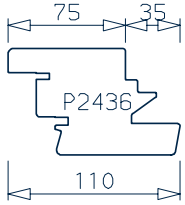
Vleugelprofielen Profilsés de vantaux



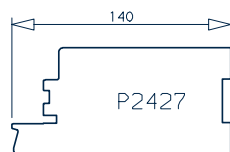
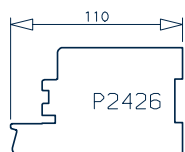
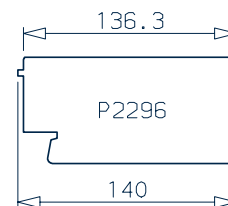

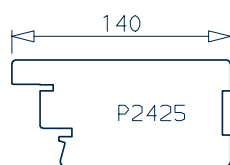
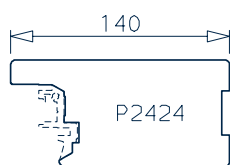
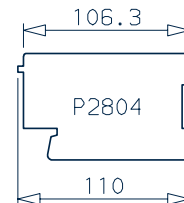
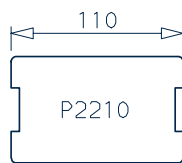
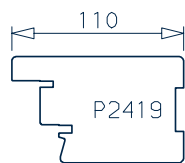
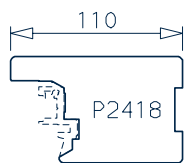
Vleugelprofielen
Profils de vantaux



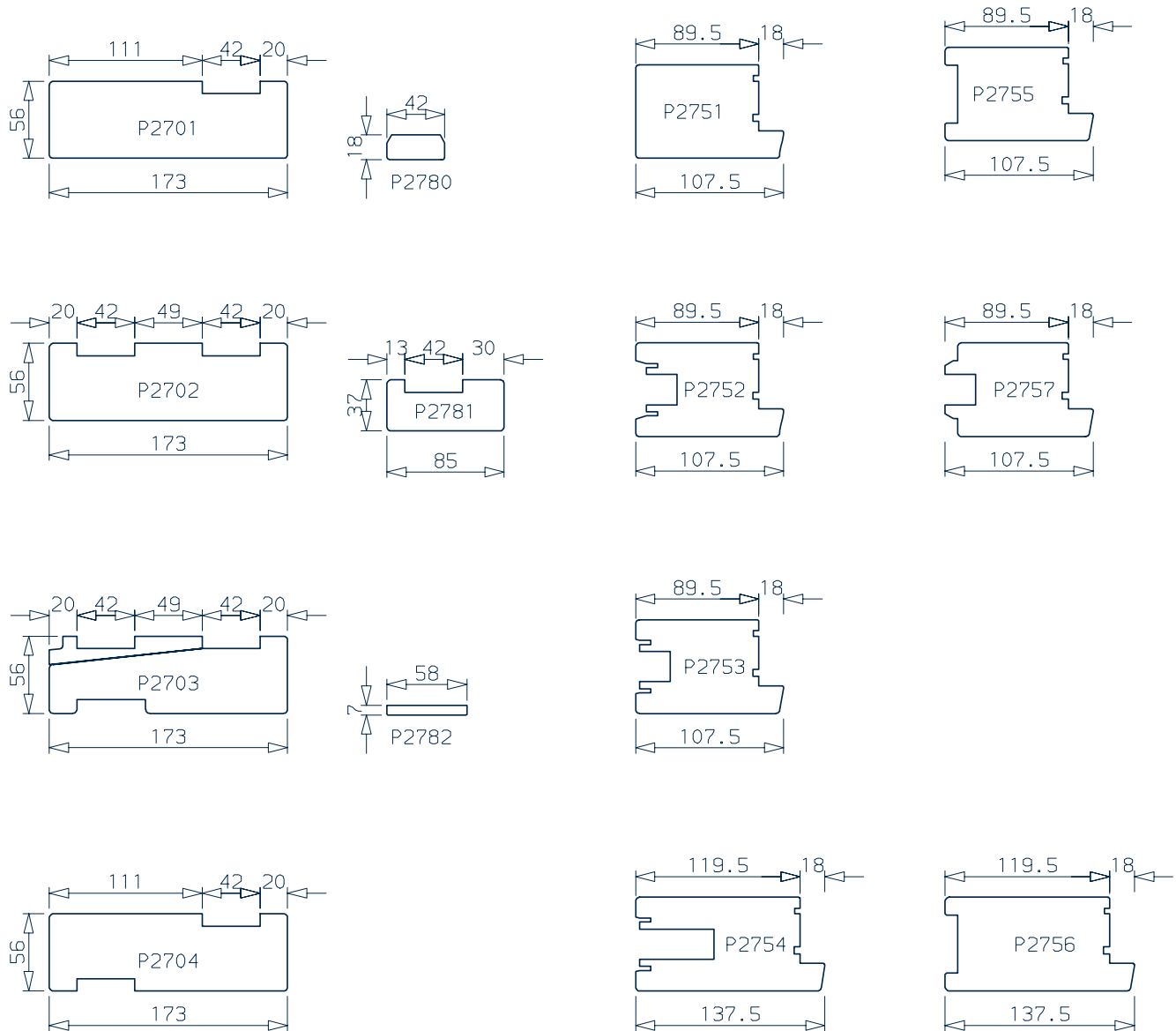
Vleugelprofielen Profils de vantaux



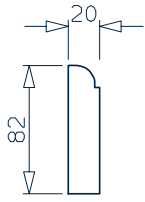
Lijstdeuren (indien ornament binnen en buiten)
Profils de portes (à utiliser si moulure intérieur et extérieur)



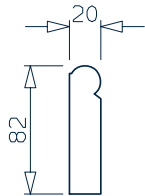
Hefschuifdeuren Levants-coulissants



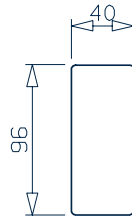
Guillotinaam
Fenêtres guillottes



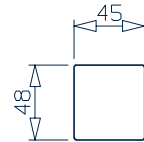
P2950



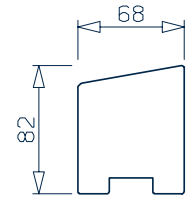
P2951



P2955

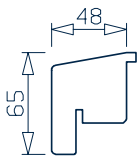


P2956

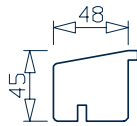


P2960

Blokraam
Fenêtres blocs

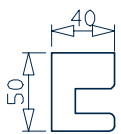


P2646

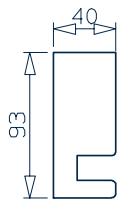


P2647

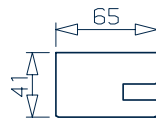
Rolluik
Volet roulant



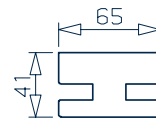
P2660



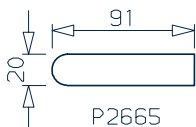
P2661



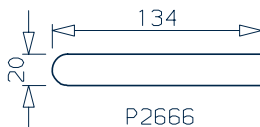
P2662



P2663

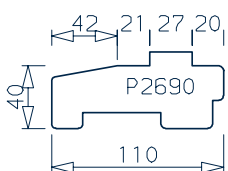


P2665

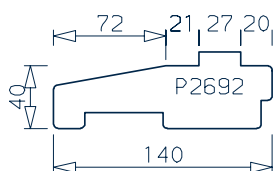


P2666

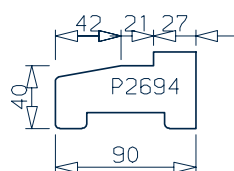
Dorpels hout
Seuils en bois



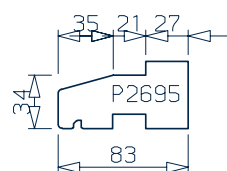
P2690



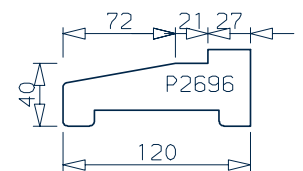
P2692



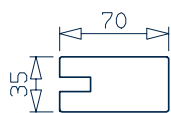
P2694



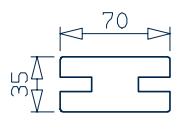
P2695



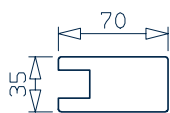
P2696

Sierluiken - afkastingen**Volets battants - ébrasements**

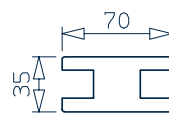
P2901



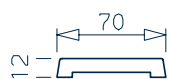
P2902



P2903



P2904



P2910



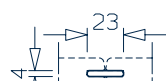
P2911



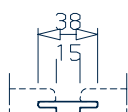
P2915

Planchetten-panelen-plinten**Planchettes-panneaux-plinthe**

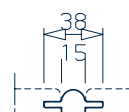
P2685



P2621



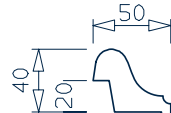
P2622



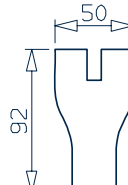
P2623



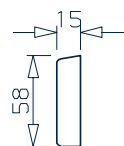
P2624



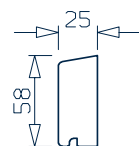
P2626



P2625



P2641



P2642

Dichtingen**Joints**

D2008



D2012



D2015

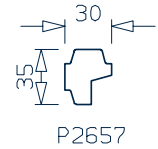
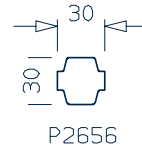
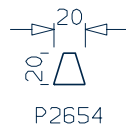
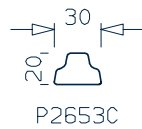
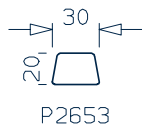
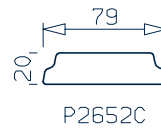
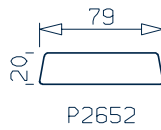
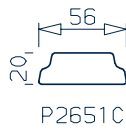
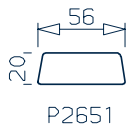
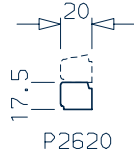
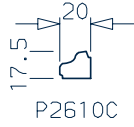
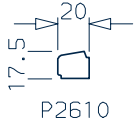


D2018

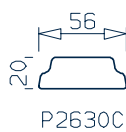
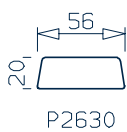
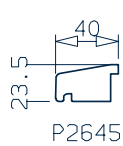
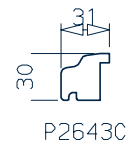
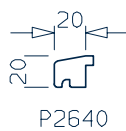


D2020

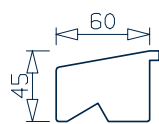
Glaslatten - kruiskozijnen
Parcloses-croisillons



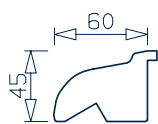
Druplijsten - Slaglatten
Mouleurs rejets d'eau-parcloses



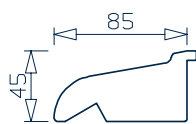
Renaissanceraam Fenêtres Renaissance



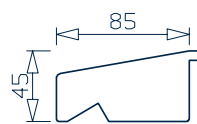
P2810



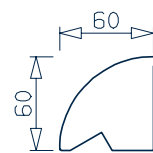
P2811



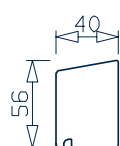
P2812



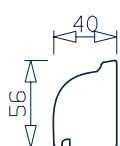
P2813



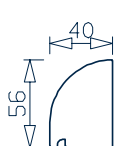
P2814



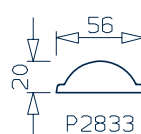
P2831



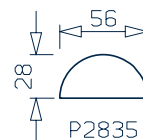
P2832



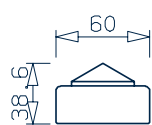
P2834



P2833



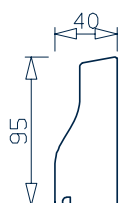
P2835



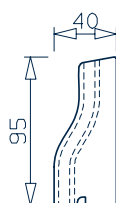
P2830



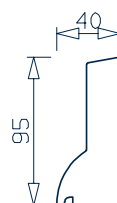
P2850



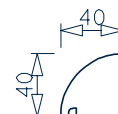
P2851



P2852



P2853



P2854

Alu hulprofielen en toebehoren
Profils accessoires en aluminium et autres



3915



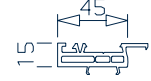
H020



3941



3942



P615 (PVC)



3947



T014



T013



H074



3932



H010



3933



T012



T066



4483



4484



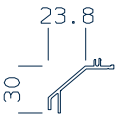
H073



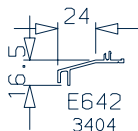
4482



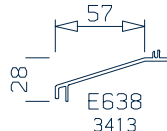
H077



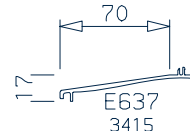
E645
3410



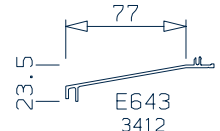
E642
3404



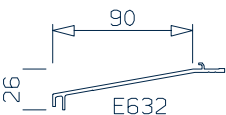
E638
3413



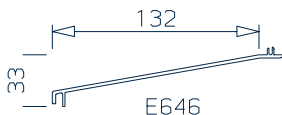
E637
3415



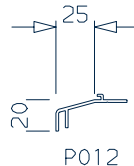
E643
3412



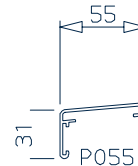
E632
3974



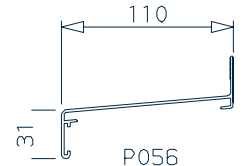
E646
3411



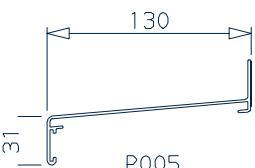
P012
3152



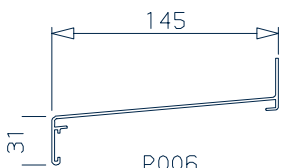
P055
3171



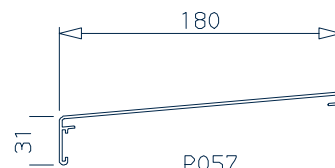
P056
3170




P005
3150



P006
3151



P057
3174

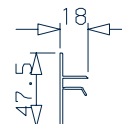


P058
3175

	kopsschot pièce d'embout	dorpel seuil
3905	3905-031	P055
	3905-086	P056
	3905-106	P005
	3905-121	P006
	3905-156	P057
	3905-176	P058



T046L
T046R



3989

Alle rechten voorbehouden ■ Niets uit deze uitgave mag worden verveelvoudigd, opgeslagen in een geautomatiseerd gegevens-bestand of openbaar worden gemaakt in enige vorm of op enige wijze, hetzij elektronisch, mechanisch, door fotokopieën, opnamen of enige andere manier, zonder voorafgaande schriftelijke toestemming van PROFEL.

Correspondentie inzake overnemen of reproductie kunt u richten aan: PROFEL Nv, Europalaan 17, 3900 Overpelt

Ondanks alle aan de samenstelling van dit boekje bestede zorg, kan PROFEL géén aansprakelijkheid aanvaarden voor eventuele schade die zou kunnen voortvloeien uit enige fout, die in deze uitgave zou kunnen voorkomen.

Wijzigingen mogelijk!

Tous droits réservés ■ Ce document ne peut être reproduit, transmis, retranscrit, conservé dans un système d'archivage documentaire, même partiellement, et ce sous quelque forme et par quelque moyen que ce soit, sans l'autorisation écrite préalable de PROFEL.

Pour toute correspondance relative à une utilisation ou reproduction du texte, veuillez vous adresser à :

PROFEL NV, Europalaan 17, 3900 Overpelt

Malgré tous les soins apportés à l'exactitude des informations contenues dans ce livret, PROFEL décline toute responsabilité en cas d'erreur ou d'omission.
Modifications possibles!

© Copyright mrt-06 PROFEL, Overpelt.

PROFEL ■ Europalaan 17 ■ B-3900 Overpelt ■ T +32 (0)11-809 809 ■ F +32 (0)11-809 807

PROFEL NEDERLAND BV ■ Kerver 2 Postbus 49 ■ 5520AA Eersel ■ T +31 (0)497-53 10 33 ■ F +31 (0)497-53 10 39

PROFELCO FRANCE SA ■ Zac de la Sente du Moulin ■ F-60530 Ercuis ■ T +33 (0)3.44.74.38.80 ■ F +31 (0)3.44.74.38.90